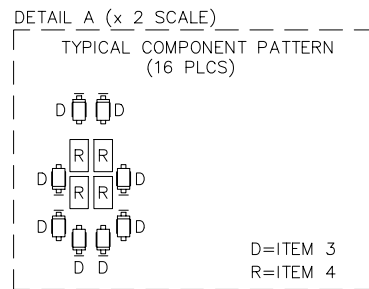
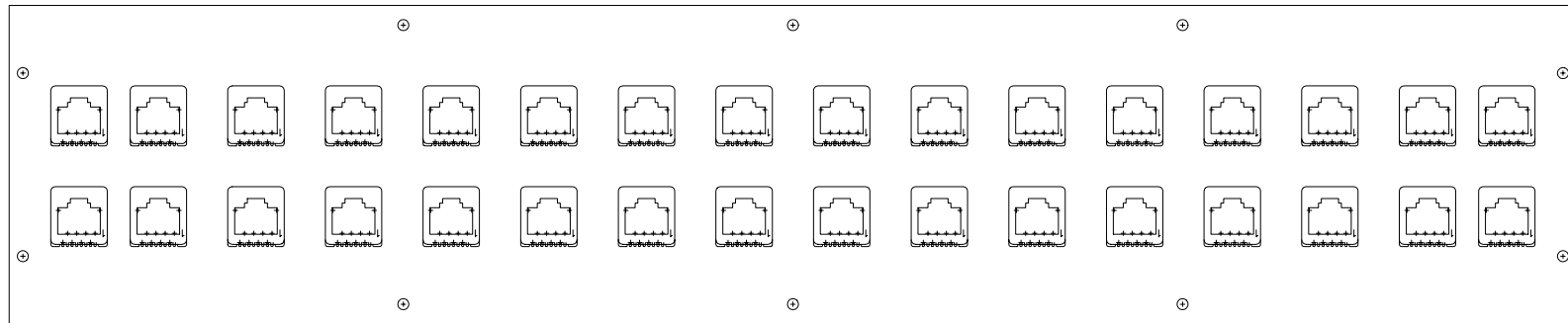
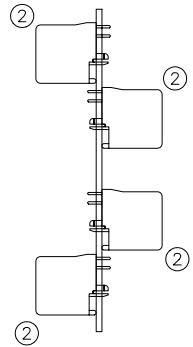
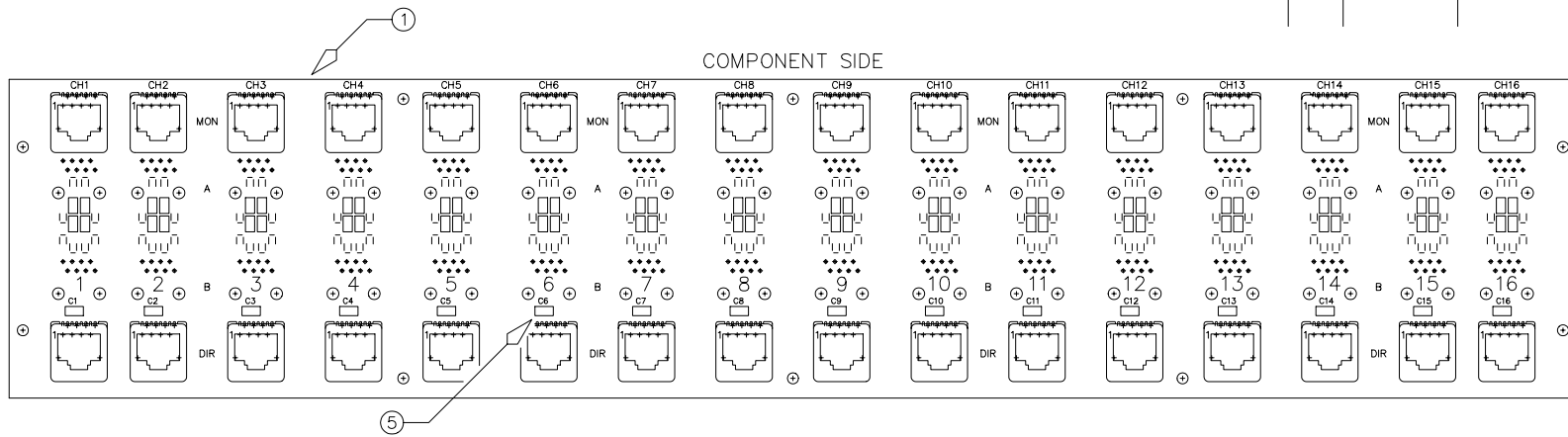


REV	DATE	DESCRIPTION
0	29 MAR 07	RELEASE



PARTS LIST

ITEM	QTY	DESCRIPTION
1	1	PCB, DIGITAL BRIDGE, 3.489" x 17.100"
2	64	MODULAR JACK, RJ45, PCB TOP ENTRY
3	128	DIODE, RECTIFIER, 100V, 300mA, SOD-123
4	64	RESISTOR, 3.0K +/- 5%, 1/8W, 0805
5	16	CAPACITOR, 0.01uF +/- 10%, 50V, X7R MONO, 0805

ACCURATE ELECTRONICS INC <small>(503) 641-0118 P.O. BOX 1654 BEAVERTON OREGON 97075 USA</small>			
DESIGN	MODEL 10808000		
DRAWN 28 AUG 07	PARTS LIST 0		
CHECK	ACAD FILE No. 0		
APPROVED	DASH No.		
PROD. REL.	NEXT ASS'Y		
ISSUE	FINAL ASS'Y		
DATE	REV.	SILK-SCREEN No.	
DATE	REV.	PART No.	
TITLE Description, BPA DIGITAL BRIDGE			
DATE	REV	PAGE 1 OF 1	DRAWING NUMBER 39225594
29 MAR 07	0		